

Report of the Strategic Director Place to the meeting of the Bradford East Area Committee to be held on 5 October 2023

Subject:

Policing - Bradford East

Summary statement:

This report updates members on key policing and anti-social behaviour issues in the Bradford East Constituency.

EQUALITY & DIVERSITY:

It is recognised that our most disadvantaged neighbourhoods experience a greater range of community safety issues. In addition, a range of minority 'community of interest' groups can experience extra barriers in accessing services.

David Shepherd
Strategic Director Place

Portfolio:
Neighbourhoods and Community Safety

Portfolio Holder:
Cllr Abdul Jabar

Report Contact: Louise Williams
Phone: 01274 431066
E-mail: louise.williams@bradford.gov.uk

Overview & Scrutiny Area:
Corporate

1 SUMMARY

1.1 This report updates members on key policing and anti-social behaviour issues in the Bradford East Constituency.

2. BACKGROUND

2.1 Bradford East Neighbourhood Policing Team works closely with Bradford Council's Neighbourhoods (Area Co-ordinator's) Team across the East Constituency. There are named Police and Council Ward Officers aligned to wards across the area who are supported by designated staff with allocation to specific areas. The operational boundaries of the Police and Council are co-terminus and therefore enable effective co-ordination, tasking and problem-solving.

2.2 A breakdown of crime figures for the Bradford East Area can be found in Appendix 1. The figures show January – July 2023. When comparing this period to last year there has been a 5% decrease in crime. There has been a rise in Burglary Dwelling offence when compared to 2022. Offences of Robbery have continued to fall as have offences of Theft from Motor Vehicle.

2.3 Bradford East has seen a reduction in Anti-social Behaviour (ASB) calls for service (14%), as can be seen on the data within the appendix. Together with the local authority there has been an increased focus on working with young people across the area to educate and divert them away from ASB.

2.4 Following a sharp increase in ASB across Eccleshill and Idle and Thackley wards last year, a cohort of young people were identified and plans were put in place across the partnership for various levels of intervention depending on the involvement of those young people. This saw the Neighbourhood Policing Office, Police Early Intervention Team, Council Ward Officers, Youth Services, Breaking the Cycle and local schools work together to support those identified, ensuring the right interventions were put in place.

2.5 Bonfire period has traditionally seen attacks on emergency services and high levels of ASB and, in some cases, disorder within Bradford East. Last year saw a significant reduction with no recorded attacks on any emergency service on the 4th or 5th November, traditionally the busiest nights. The Area Co-ordinator's Team, NPT officers and the local community worked together to ensure the nights passed without event.

2.6 The first year of the school engagement programme saw 24 primary schools work with Police and Bradford City Community Foundation. 3 inputs were provided in each school covering knife crime, ASB and healthy relationships. Next school year we will have 31 schools signed up for the programme.

2.7 Together with the Area Co-ordinator's Team a Bradford East Faith Group is being developed which will see the Police and other services meet with faith leaders from across the different faiths and wards of Bradford East to increase accessibility and create a forum where issues can be raised and addressed.

2.8 The BD3 Unites Partnership continues, seeing the Police, Council, and local community

work together on a number of community-led projects. Further policing operations have continued in the area.

3. OTHER CONSIDERATIONS

3.1 There are no other considerations.

4. RISK MANAGEMENT AND GOVERNANCE ISSUES

4.1 There are no direct risk management and / or governance issues arising from this report.

5. LEGAL APPRAISAL

5.1 The report provides an update from the Police about crime and work undertaken with partners across the Bradford East area.

6. OTHER IMPLICATIONS

6.1 SUSTAINABILITY IMPLICATIONS

6.1.1 There are no sustainability implications apparent.

6.2 TACKLING THE CLIMATE EMERGENCY IMPLICATIONS

6.2.1 There are no direct greenhouse gas emission impacts apparent.

6.3 COMMUNITY SAFETY IMPLICATIONS

6.3.1 Implementation of the Locality and Ward Plans and the Community Safety Plan is expected to positively impact community safety across the district.

6.4 HUMAN RIGHTS ACT

6.4.1 There are no issues arising from this report.

6.5 TRADE UNION

6.5.1 There are no issues arising from this report.

6.6 WARD IMPLICATIONS

6.6.1 Certain Ward areas experience greater crime and community safety issues. Ward Plans are expected to prioritise these locations.

6.7 IMPLICATIONS FOR CORPORATE PARENTING

6.7.1 It is recognised that looked after children can be more vulnerable to specific crime types and appropriate Corporate Parent leads should be kept up to date with trends and concerns in relation to community safety.

6.8 ISSUES ARISING FROM PRIVACY IMPACT ASSESSMENT

6.8.1 There are no issues arising from this report.

7. NOT FOR PUBLICATION DOCUMENTS

7.1 None.

8. OPTIONS

8.1 That the Area Committee offers further views and advice to the Council/Police and partners tackling crime and community safety in Bradford East Area.

9. RECOMMENDATIONS

9.1 That Bradford East Area Committee notes the work undertaken by the Bradford East Neighbourhood Policing Team and partners.

10. APPENDICES

10.1 Appendix 1 – Police Crime Statistics.

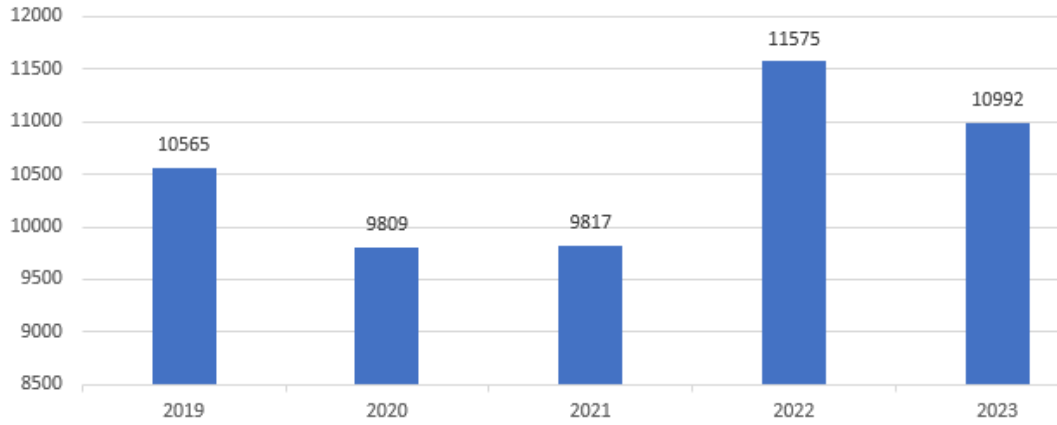
11. BACKGROUND DOCUMENTS

11.1 None.

APPENDIX 1 CRIME STATISTICS

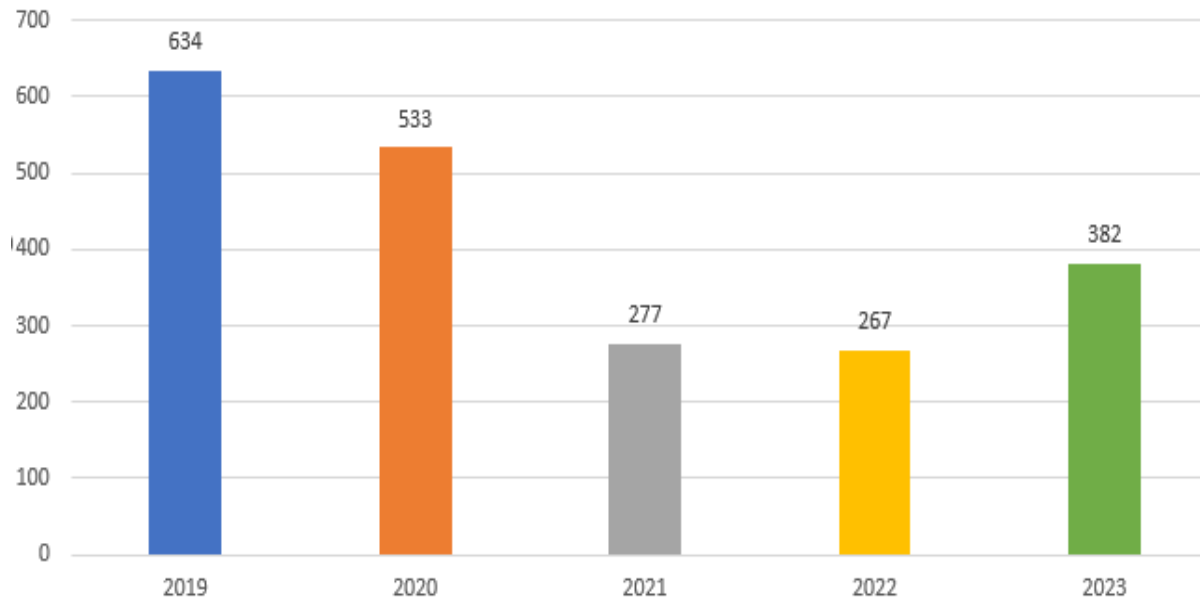
TOTAL CRIME OFFENCES: 5% decrease from 2022 to 2023 (Stats in the graph compare 01 Jan to 31 July each year)

Bradford East: Total Recorded Crime 1st January - 31st July

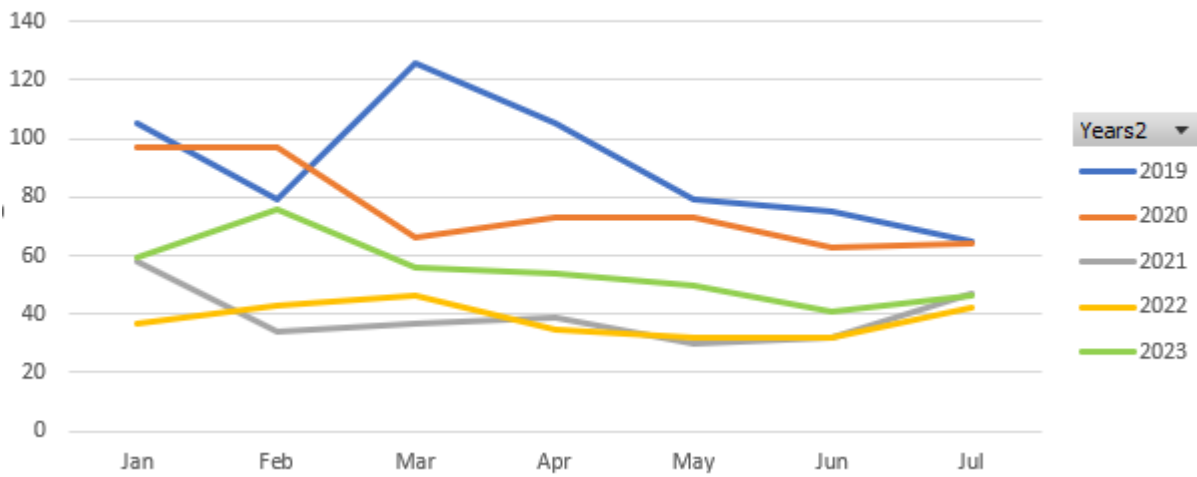


RESIDENTIAL BURGLARY OFFENCES: 43% increase compared to last year.

Total Residential Burglaries - 01 JAN to 31 JUL

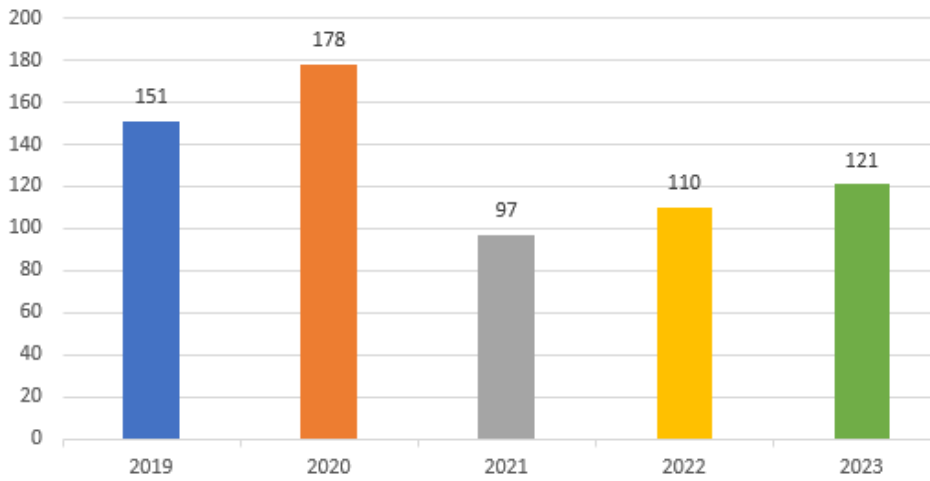


Monthly Burglary Residential Offences - 01 JAN to 31 JUL

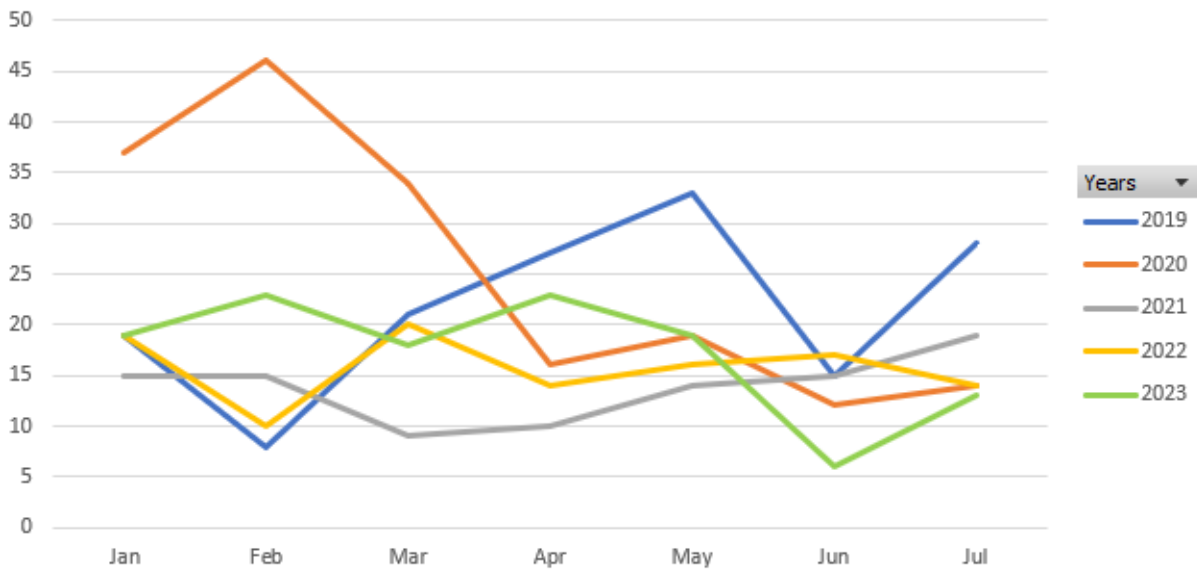


BUSINESS BURGLARY OFFENCES: 10% increase compared to last year.

Burglary Business Offences - 01 JAN to 31 JUL

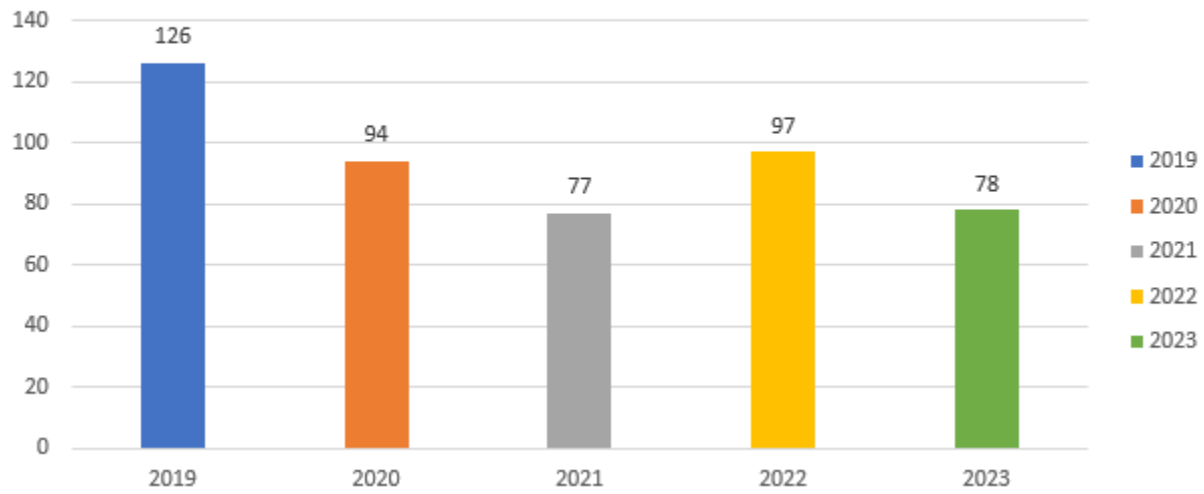


Monthly Burglary Business Offences - 01 JAN to 31 JUL

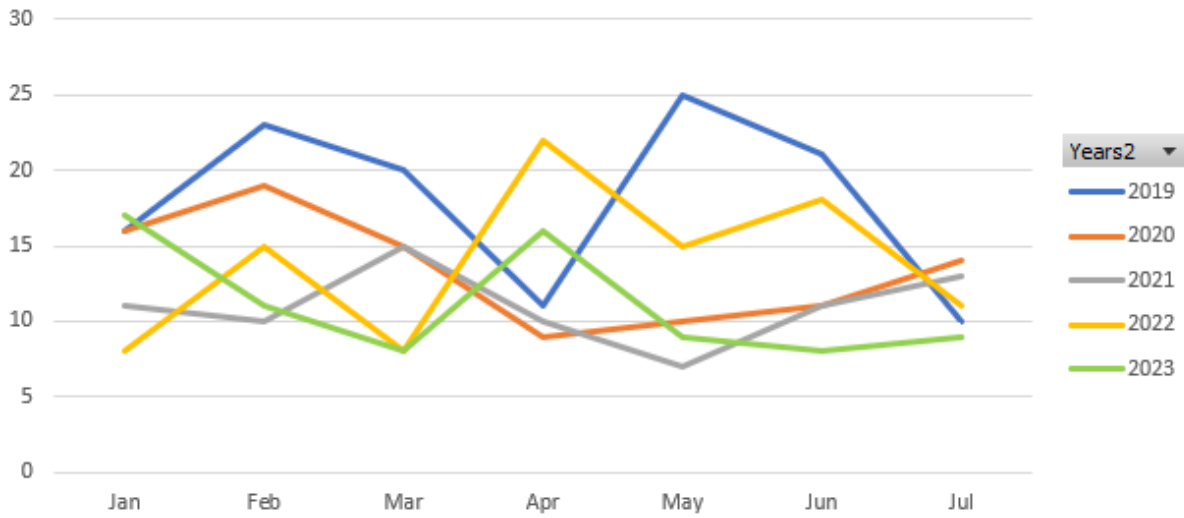


ROBBERY OFFENCES: 24% Reduction compared to last year.

Robbery Offences - 01 JAN to 31 JUL

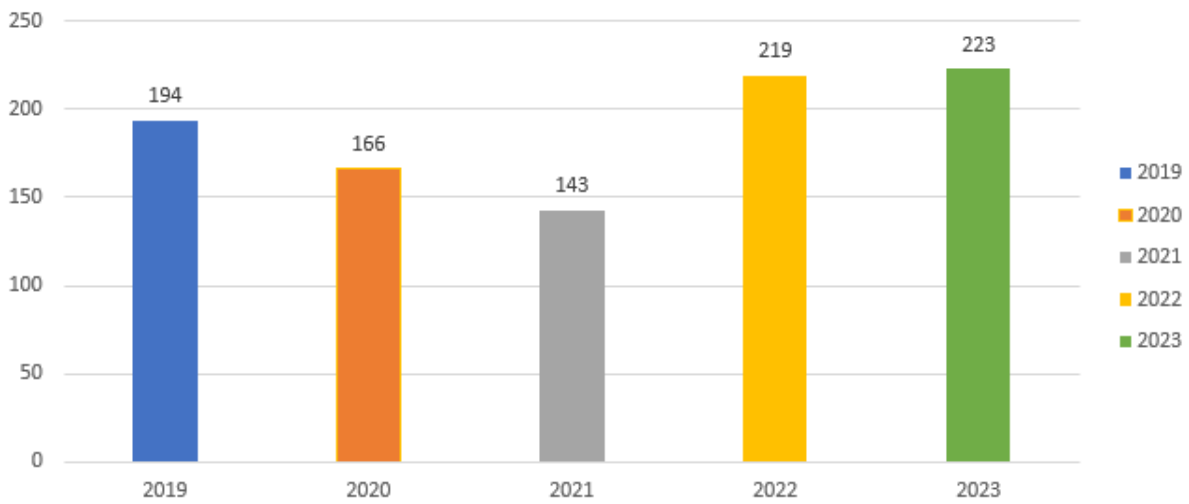


Monthly Robbery Offences - 01 JAN to 31 JUL

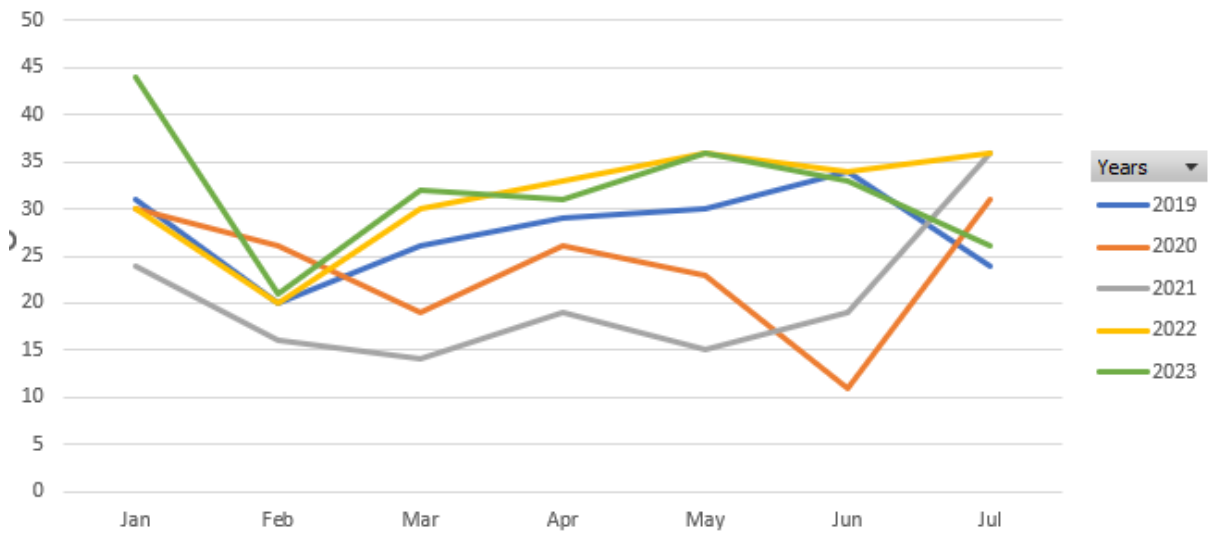


THEFT OF MOTOR VEHICLE OFFENCES: 2% Increase compared to last year.

TOMV Offences 01 JAN TO 31 JUL

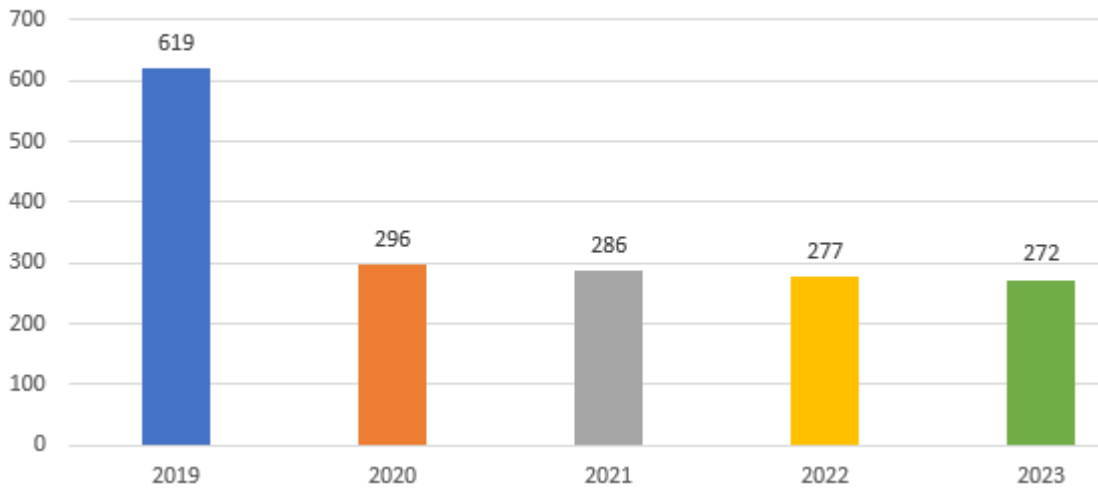


Monthly Theft of Motor Vehicles Offences - 01 JAN to 31 JUL

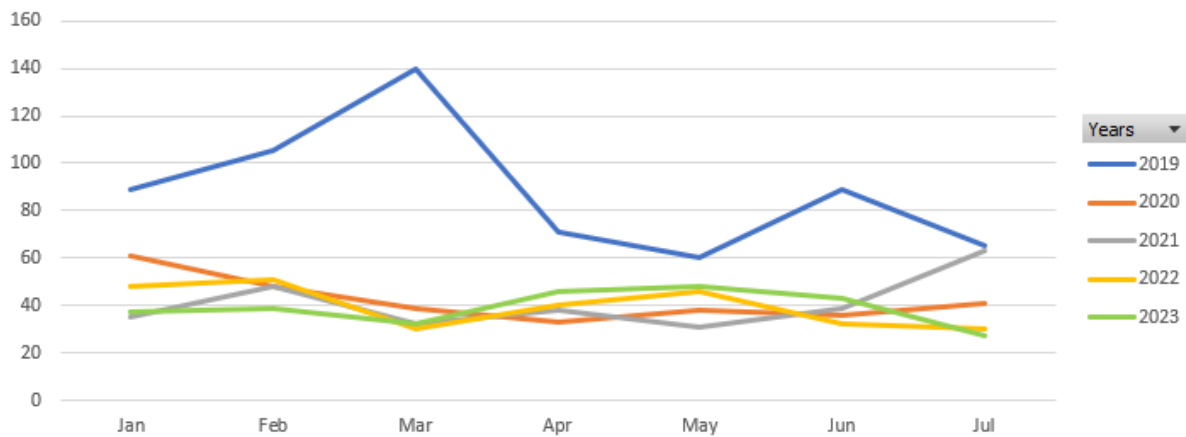


THEFT FROM MOTOR VEHICLE OFFENCES: 2% Reduction compared to last year.

Theft From Motor Vehicle Offences - 01 JAN to 31 JUL

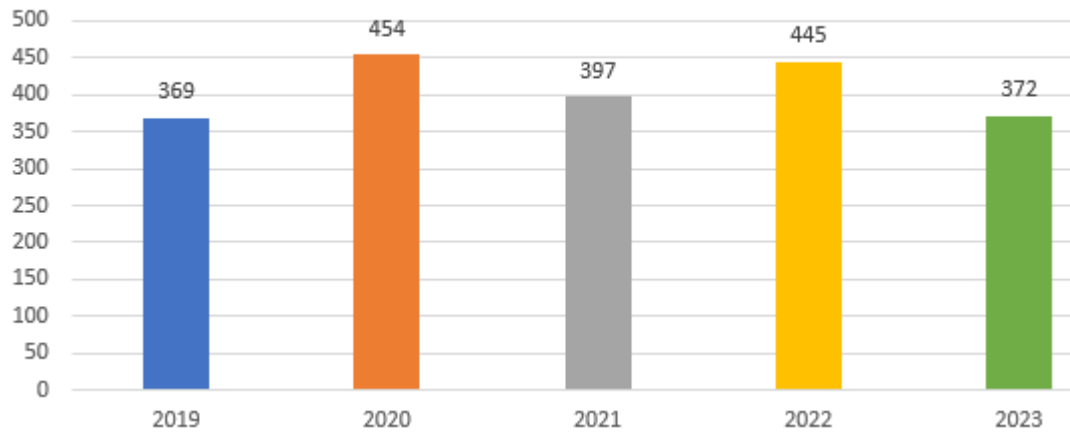


Monthly Theft From Motor Vehicle Offences - 01 JAN to 31 JUL

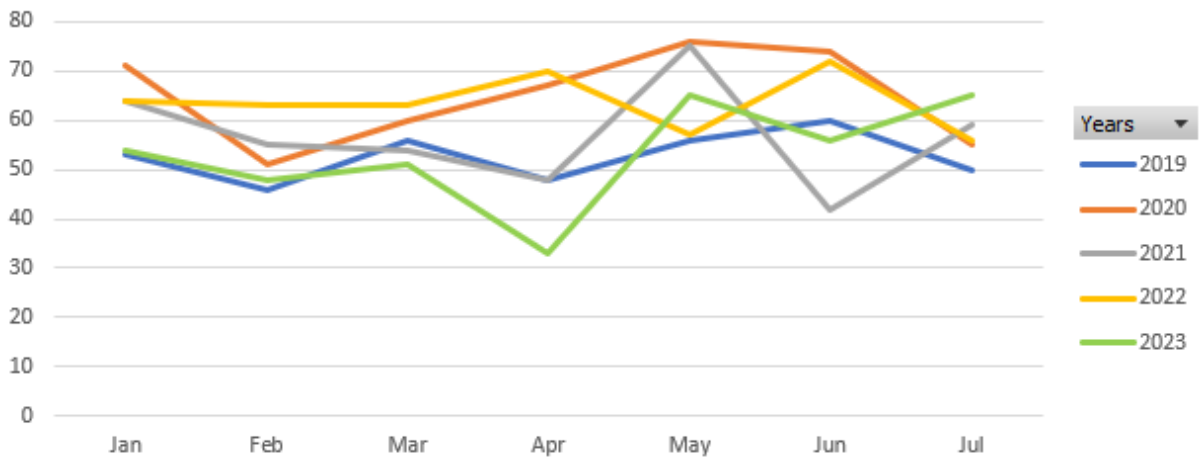


DRUG OFFENCES:

Drug Offences - 01 JAN to 31 JUL



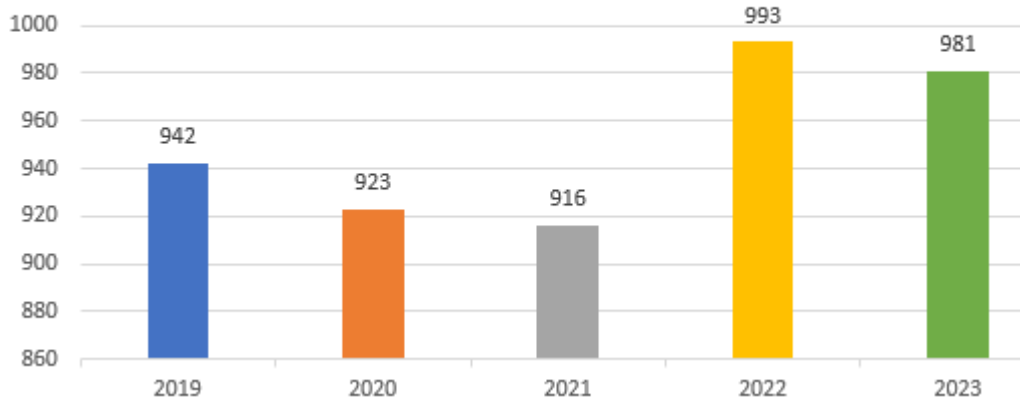
Monthly Drug Offences - 01 JAN to 31 JUL



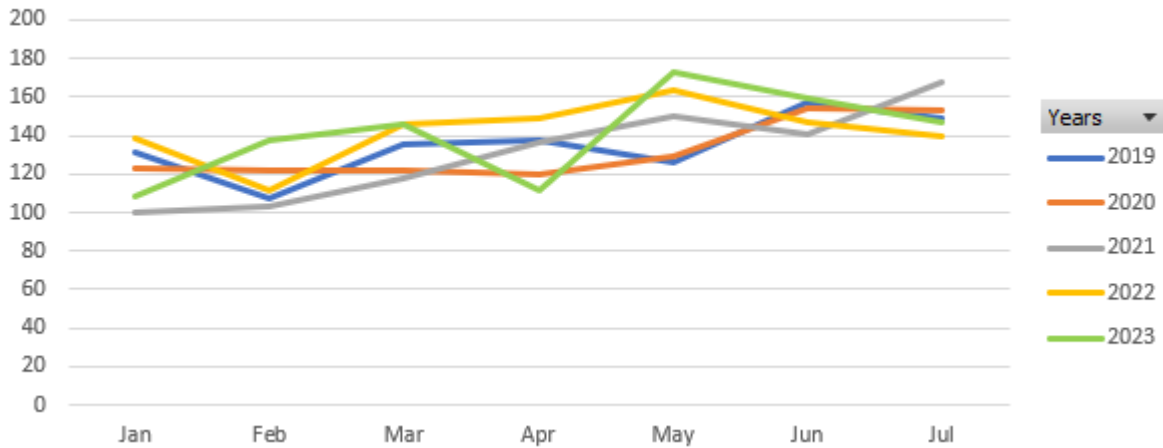
Violent offences Bradford East Report

Violence with injury: **1% decrease compared to last year.**

Violence With Injury Offences - 01 JAN to 31 JUL

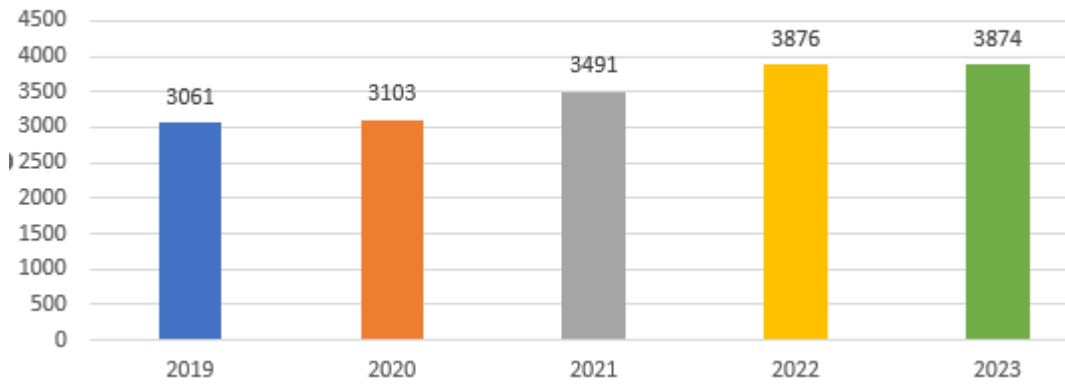


Monthly Violence With Injury Offences - 01 JAN to 31 JUL

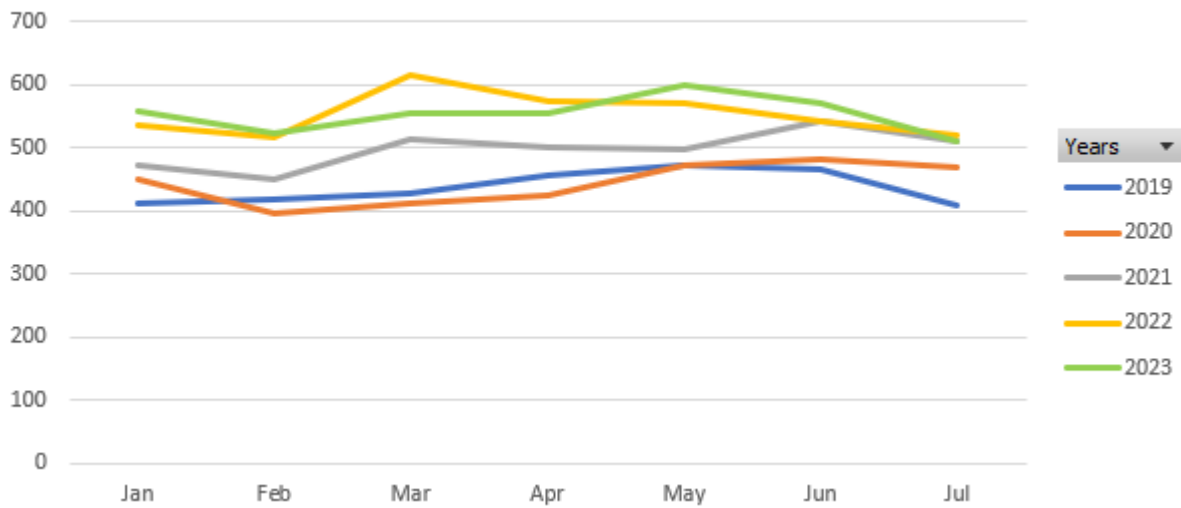


Violence without injury:

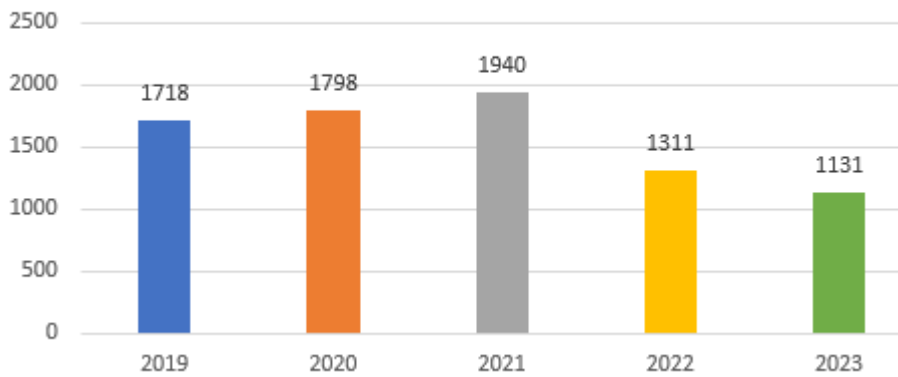
Violence Without Injury Offences - 01 JAN to 31 JUL



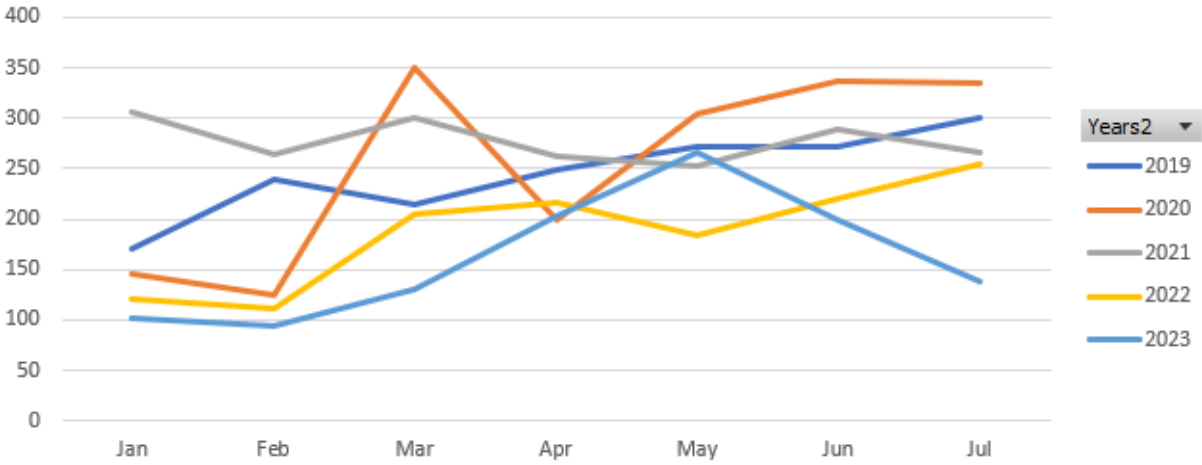
Monthly Violence Without Injury Offences - 01 JAN to 31 JUL



ASB 01 JAN TO 31 JULY



Monthly ASB - 01 JAN to 31 Jul



14% decrease compared to last year.